



Nutrición Hospitalaria



Trabajo Original

Valoración nutricional

The BFMNU method as an alternative to the methods in use based on energy: study of the correlation between food energy and body mass

El método BFMNU como alternativa a los métodos en uso basados en energía: estudio de la correlación entre la energía alimentaria y la masa corporal

Greta Rondini¹, Beatrice Olearo¹, José Miguel Soriano del Castillo^{2,3} and Pietro Marco Boselli¹

¹Department of Biosciences. University of Milan. Milan, Italia. ²Mixed Unit for Research in Endocrinology, Nutrition and Clinical Dietetics. Universidad de Valencia - Instituto de Investigación Sanitaria La Fe. Valencia, Spain. ³Grupo de Ciencias de la Alimentación Basada en la Evidencia y Experimentación (CIAIBEx). Instituto de Ciencias de los Materiales. Universidad de Valencia. Paterna, Spain

Abstract

Introduction: to establish slimming guidelines and any other changing treatments is useful to know the individual's energy expenditure due to the fact that, nowadays, the incidence of many diseases related to the loss of lean mass and the accumulation of adipose tissue has increased. The dietary treatments are carried out on calculating the energy contained in food, and then put in relation to the total energy expended by the body in order to produce changes in body mass.

Objective: the aim of this study was to evaluate the correlation between the food energy and body mass of different subjects in various pathophysiological conditions.

Methods: one hundred and twenty subjects (male and female, aged 7-78 years old) were studied in various pathophysiological conditions and previously treated with the BFMNU (*Biología e Fisiología Modellistica della Nutrizione Umana*) method.

Results: a correlation coefficient R^2 of 0.1256 was found between food energy of the diet usually followed by the subjects and their body mass. The correlation between food energy and food mass was with R^2 of 0.211. The correlation between $\Delta\%$ of food energy and $\Delta\%$ of body mass of the subjects, obtained through dietary treatment with the BFMNU method, was 95.77 percent.

Conclusions: the correlation between food energy and body mass is not significant, being a critical point about the diets designed on an energy basis. However, the body mass of an individual is determined by mass balance, regulated by corresponding metabolic rate, calculated by the BFMNU method, thanks to which the macronutrients in the diet are absorbed, redistributed and eliminated. A significant correlation, although not straight, is demonstrated between $\Delta\%$ of food energy, supplied after processing through the dietary BFMNU method, and the $\Delta\%$ of body mass, obtained following the dietetic path.

Key words:

Human energy expenditure. Body mass changes. Energy intake. Food mass intake.

Resumen

Introducción: con el fin de establecer pautas de adelgazamiento es necesario conocer el gasto energético del individuo, sobre todo porque hoy en día la incidencia de muchas enfermedades relacionadas con la pérdida de masa magra y la acumulación de tejido adiposo ha aumentado. Por lo tanto, los tratamientos dietéticos se basan en el cálculo de la energía contenida en los alimentos y luego se ponen en relación con la energía total gastada por el cuerpo para producir cambios en la masa corporal.

Objetivo: el objetivo del estudio fue analizar la correlación entre la energía alimentaria y la masa corporal de diferentes sujetos en diversas condiciones fisiopatológicas.

Métodos: la muestra consistió en 120 sujetos, varones y mujeres, de 7 a 78 años de edad, en diversas condiciones fisiopatológicas, previamente tratados con el método BFMNU (*Biología e Fisiología Modellistica della Nutrizione Umana*).

Resultados: se encontró un coeficiente de correlación R^2 de 0,1256 entre la energía alimentaria de la dieta habitualmente seguida por los sujetos y su masa corporal. La correlación entre la energía alimentaria y la masa alimentaria fue de R^2 de 0,211. La correlación entre el $\Delta\%$ de la energía alimentaria y $\Delta\%$ de la masa corporal de los sujetos, obtenida con el tratamiento dietético por el método BFMNU, ascendió a 95,77%.

Conclusiones: la correlación no significativa entre la energía alimentaria y la masa corporal plantea una gran pregunta sobre las dietas diseñadas sobre una base energética. En su lugar, la masa corporal de un individuo está determinada por el balance de masa, regulado por la tasa metabólica correspondiente, calculado por el método BFMNU, gracias al cual los macronutrientes en la dieta son absorbidos, redistribuidos y eliminados. Se demuestra una correlación significativa, aunque no lineal, entre $\Delta\%$ de la energía alimentaria, suministrada después del procesamiento a través del método BFMNU de la dieta, y el $\Delta\%$ de la masa corporal, obtenido siguiendo la pauta dietética.

Palabras clave:

Gasto de energía humana. Cambios en la masa corporal. Consumo de energía. Ingestión de masa alimentaria.

Received: 10/08/2017 • Accepted: 17/08/2017

Rondini G, Olearo B, Soriano del Castillo JM, Boselli PM. The BFMNU method as an alternative to the methods in use based on energy: study of the correlation between food energy and body mass. Nutr Hosp 2018;35:346-350

DOI: <http://dx.doi.org/10.20960/nh.1495>

Correspondence:

José Miguel Soriano del Castillo. Instituto de Investigación Sanitaria La Fe. Avenida Fernando Abril Martorell, 106 Torre A, 7ª planta. 46026 Valencia, Spain
e-mail: jose.soriano@uv.es

INTRODUCTION

The worldwide prevalence of overweight and obesity has increased remarkably over the past decades (1,2), which is associated with attempting to lose weight. Nowadays, there are different dietary strategies to slimming and many of these lead to an initial weight loss from 5 to 9%, which seems stable over the first six months. In most cases, in fact, the real problem lies not in weight loss, but in the maintenance of long-term weight reached: a meta-analysis study on the body weight reduction showed that after 48 months half of the body weight lost is regained (3). In addition, the National Health and Nutrition Examination Survey (NHANES) has shown that 35% of people who have achieved a significant reduction in weight have regained it after one year. Even today it is believed that the principle which underpins the process concerning the change in body weight resides in the balance between the energy content of food eaten and the energy expended by the body to maintain vital functions and associated with physical exercise relationship (4). Since living organisms obey to the first principle of thermodynamics, the energy balance equation is used to predict changes in body weight as a result of a variation in energy intake or/and in energy expenditure. Despite the simplicity of this principle, the calculation of the energy balance change and the translation of this one in a change in body weight is not simple. Often, the static equation of energy balance is used improperly; in fact, energy intake is equal to energy expenditure only in a particular case: when body weight and body composition are maintained constant (5). It is not considered that the process is dynamic and that the variation of energy expenditure depends itself on the variation of body mass, due both to an increase and to a decrease of weight (6-8). The "rule of body weight loss" is derived from the estimation of the energy content of the lost weight, but ignores the dynamic physiological adaptations that arise during the change of weight, which lead to changes both in the basal metabolic rate and in energy expenditure for physical activity (9). Unfortunately, this static rule for weight loss continues to be used in prescriptions and advice geared to slimming, and at the population level it is applied to predict the effect on the prevalence of obesity and the effect of certain programs (10-13). These same concerns, together with the numerous contradictions emerged from a proportional and linear conception of the masses changing processes, as well as the use of static energy balance equation for predicting the resulting changes in body mass, contributed to design a new method abbreviated as BFMNU (*Biologia e Fisiologia Modellistica della Nutrizione Umana*) (14,15), according to which it was possible to predict the change in mass and body composition in response to a change in mass and food energy introduced.

The aim of the study was to evaluate the relationship between the energy contained in food from the diet (energy supply) and body mass, on a large and heterogeneous sample of 120 subjects in various pathophysiological conditions. In addition, other correlations were analyzed: between food energy and food mass, and between the $\Delta\%$ of body mass and the $\Delta\%$ energy food supplied after the elaboration of the diet.

METHODS

The study concerns the collection, from the database, of the data of 120 subjects in a variety of pathophysiological conditions, which had previously been followed in a dietetic path of annual duration (BFMNU method), for which all the information necessary for the research was available.

The BFMNU method was devised by Pietro Marco Boselli (18) in 1995 with the objective of proposing a new nutritional intervention method, different from the existing ones, which was able to systemically interpret the metabolic processes of mass and energy, and to overcome the many and obvious contradictions of the methods already in use. It is a phenomenologic-mathematical method applicable to any individual, at any physiopathological condition, whose primary objective is to determine the optimal diet that most of all is capable of producing a synergistic change in body mass, body composition and energy in order to improve the functionality of the body with the smallest possible variation in comparison to previous eating habits. In order to achieve this goal, and therefore provide an adequate diet, it is necessary to know the starting body composition: the method uses the measurement of lengths and circumferences to calculate volume (V), the surface area (S) and pseudo thickness (Sp), considering the body as a set of geometric solids; through these structural variables the body composition can be calculated as follows (14):

$$\begin{aligned} - M_w &= -3.2169 + 26.925 \cdot S \\ - M_p &= +0.2559 + 0.1179 \cdot V \\ - M_l &= +0.0194 \cdot Sp^{4.7355} \\ - M_g &= 0.003606 + 0.004539 \cdot M_t \end{aligned}$$

In this formulae, M_w , M_p , M_l , M_g and M_t are respectively the body masses of water, proteins, lipids, carbohydrates and total, expressed in kg, S is the body surface area in m^2 , V is the volume expressed in dm^3 and Sp is the pseudo thickness in cm. Through the use of the DIES4 software, specifically designed for the application of the BFMNU model and the facilitation of calculations, the constant rates related to each component can be determined:

$$\begin{aligned} - K_m [h^{-1}] &= - (1/24) \ln [(M_c - M_a)/M_c] \\ - K_E [h^{-1}] &= - (1/24) \ln [(E_c - E_a)/E_c] \\ - M_c &\text{ is the body mass and } M_a \text{ is the food mass (both expressed in kg), } E_c \text{ is the total energy contained in the body (kcal), corresponding to the sum of the body masses multiplied by the respective specific heat, and } E_a \text{ is the food energy (kcal) contained in the food introduced with the diet.} \end{aligned}$$

For this study, 120 subjects including men, women and children, aged 7 to 78 years, were randomly selected from a pool of subjects who followed the BFMNU diet for a period of one year, in years 2010-2015. For each subject data were collected, including age, body mass (M_c), initial body mass index ($M_{c,i}$) and the final body mass ($M_{c,f}$) corresponding to stable weight reached, the height (h) and the body mass index (BMI). There were also collected data about the diet normally followed before the BFMNU dietetic treatment, resulting from food consumption diaries filled in by them, such as food mass (M_a) and the daily food energy (E_a). The food consumption data were obtained using the protocol provided by the BFMNU method: this involves the compilation

by the subject of a diary of nutrition and excretion in which the subject for three days, including two weekdays and one during the weekend (not necessarily consecutive), must note the weight (g) of each food and/or drink consumed and the weight of urine and feces excreted. The diary must adhere to the representativeness and accuracy requirements, for which the individual must follow to write what normally is part of his current diet, and that has been part over a period of at least eight months prior to the compilation. The study was approved by the Ethical Committee of University of Milan (Italy).

RESULTS AND DISCUSSION

The correlation between M_{ci} of the subjects and E_a introduced was investigated, corresponding to the diet followed by the person before the dietetic treatment. The correlation index amounted to 12.5% and therefore, it is insufficient to justify a valid linear correlation between the two variables mentioned (Fig. 1). As shown in figure 1, the points on the graph, each representing a different subject, are randomly distributed and the regression applied is actually meaningless; it just puts in evidence the great dispersion of experimental points.

Figure 2 shows the distribution of the starting body mass (M_{ci}) and the food energy normalized on starting body mass (E_a/M_{ci}), whose correlation is equal to 29.2%. Despite being increased compared to that shown in figure 1, the correlation index is still insignificant: dietary energy justifies body mass only for a quarter of the subjects considered. Additionally, this distribution highlights another aspect: the basal metabolic rate changes with the body mass so greater than the extra basal metabolism, because it is connected to the evaporation rate (*perspiratio insensibilis*) and then to the body surface. Therefore, the increase of the index value of correlation shown in figure 2 is a consequence of the operation of normalization: the body mass is in fact more correlated with the ratio E_a/M_{ci} than with E_a .

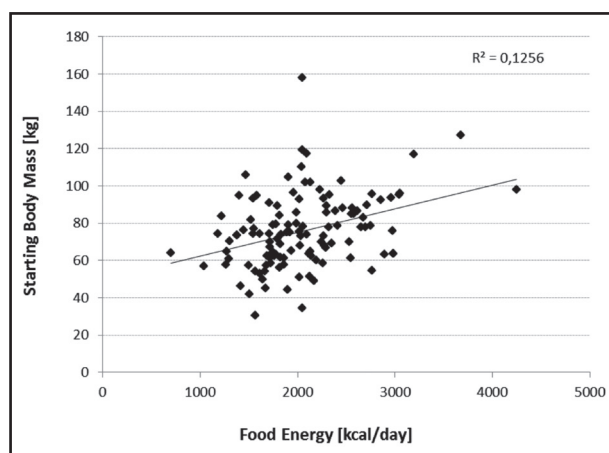


Figure 1.

Correlation between food energy (E_a) characteristic of the subjects' habitual diet subjects and starting body mass (M_{ci}).

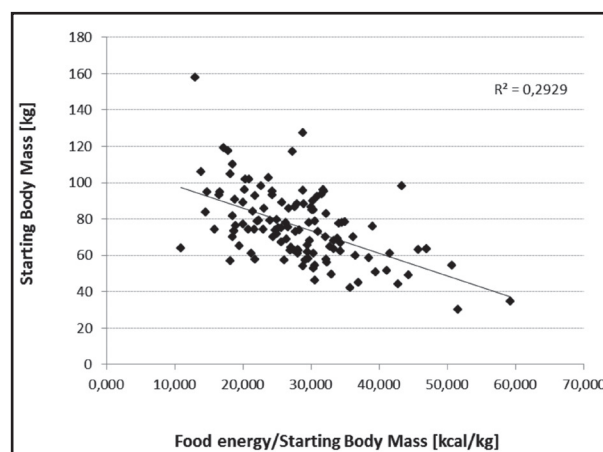


Figure 2.

Correlation between food energy (E_a) normalized on starting body mass (M_{ci}) and starting body mass.

Based on the results obtained, is it possible to change the body mass of an individual by changing the intake of food energy? Is it possible to predict changes in body composition by relying on the static equation of energy balance?

The fact that emerges, that is that there is no significant correlation between E_a and M_{ci} , questions the validity of all diets determined on an energy basis.

Actually, what correlates body mass with food mass (and also body energy with food energy) is the metabolism of the subject, characterized by the metabolic constant rates (k) that are specific of the individual himself. In fact, the metabolic rates explain how the outcome of body mass can be independent of the food energy introduced with the diet (15).

The correlation between food mass (M_a) and food energy (E_a) was also studied (Fig. 3) and, contrary to what might be expected,

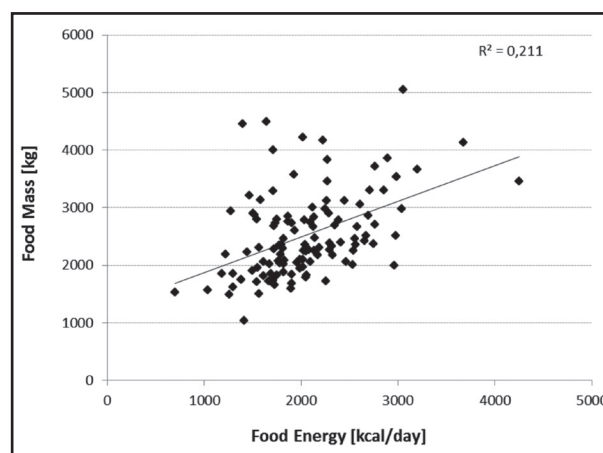


Figure 3.

Correlation between food energy (E_a) and food mass (M_a).

the correlation coefficient is equal to 0.211: with the same amount of food mass, the energy content varies depending on the composition of nutrition.

Finally, on the set of the collected data, we studied the relationship:

- $\Delta M_c \% = (\Delta E_1 \%^{1.777}) / \Delta E_2 \%$, proposed by P. M. Boselli (15), where
- $\Delta M_c \% = 100 * (\text{final body mass} - \text{initial body mass}) / \text{initial body mass}$
- $\Delta E_1 \% = 100 * ([\text{energy of the new diet} \pm \text{extra basal energy due to the variation of physical activity}] - \text{energy of the old diet}) / \text{energy of the old diet}$
- $\Delta E_2 \% = 100 * (\text{energy of the new diet} - \text{energy of the old diet}) / \text{energy of the old diet}$

The correlation is highly significant and shows that about 96% of the percentage changes of dietary energy justify the percentage change in body mass (Fig. 4). It should be considered that the percentage changes, both of the body mass and food energy, are dimensionless and without units of measurement. Therefore, the non-rectilinear correlation found only expresses the link between the numerical values: this, however, allows to predict the final body mass (M_{cf}) of the subject after the variation of food energy (E_a) caused by the new diet obtained through the solution of the system of metabolic balance.

The same correlation, applied to the food energy data suggested by diets formulated on an energy basis, produces a correlation index $R^2 = 0.3439$. This result shows the difference between the two different approaches, BFMNU and diets on an energy basis, and especially the inadequacy of the latter.

The results concerning the non-correlation between E_a and M_{ci} emerged in our study reflect and confirm the doubt which moti-

vated the initial choice to perform this type of analysis. As shown by Alpert (16), the commonly used energy balance equation is inadequate to predict changes in body mass consequent to different energy supplies. In addition, small increases in taking energy during long periods cannot lead to higher weight gains, as often claimed (16,17). The only exception is within the same individual under equilibrium conditions: with the same diet, metabolism, and pathophysiological conditions, in the same individual, the correlation between E_a and M_c is still valid, as motivated by the specific heat of macronutrients. Instead, the correlation between E_a and M_{ci} , applied in situations of imbalance, that is, in most cases, is not significant from the biological point of view; for this reason, it is necessary to consider the calculation of quantitative balances (mass - mass and energy - energy). It is therefore necessary to update the existing standard by which nutrition plans are prescribed for any changing and stabilization of body weight and statistical evaluations are made on the population scale. Being able to customize nutrition on the individual, on the basis of its metabolic speed, allows minimizing the experimental errors due to inference of the energy expenditure of the subject, as well as the maximization of the result on the progress and improvement of body composition (18).

REFERENCES

1. Palou A, Bonet ML. Challenges in obesity research. *Nutr Hosp* 2013;(Suppl 5):144-53.
2. Ng M, Fleming T, Robinson M, Thomson B, Graetz N, Margono C, et al. Global, regional, and national prevalence of overweight and obesity in children and adults during 1980-2013: a systematic analysis for the global burden of disease study 2013. *Lancet* 2014;384:766-81.
3. Franz MJ, VanWormer JJ, Crain AL, Boucher JL, Histon T, Caplan W, et al. Weight loss outcomes: a systematic review and meta-analysis of weight loss clinical trials with a minimum 1 year follow up. *J Am Diet Assoc* 2007;107:1755-67.
4. Hill JO. Understanding and addressing the epidemic of obesity: an energy balance perspective. *Endocr Rev* 2006;27:750-61.
5. Galgani J, Ravussin E. Energy metabolism, fuel selection and body weight regulation. *Int J Obes (Lond)* 2008;32:S109-19.
6. Ravussin E, Swinburn BA. Metabolic predictors of obesity: cross-sectional versus longitudinal data. *Int J Obes Relat Metab Disord* 1993;17:S28-31.
7. Ravussin E, Lillioja S, Anderson TE, Christin L, Bogardus C. Determinants of 24-h energy expenditure in man. Methods and results using a respiratory chamber. *J Clin Invest* 1986;78:1568-78.
8. Weyer C, Snitker S, Rising R, Bogardus C, Ravussin E. Determinants of energy expenditure and fuel utilization in man: effects of body composition, age, sex, ethnicity and glucose tolerance in 916 subjects. *Int J Obes Relat Metab Disord* 1999;23:715-22.
9. Duy RL. American Dietetic Association complete food and nutrition guide. 3rd ed. Hoboken: John Wiley & Sons Inc.; 2006.
10. NHLBI. Aim for a healthy weight: National Institutes of Health, National Heart, Lung, and Blood Institute. Report No. 05-5213; 2005.
11. NHLBI obesity education initiative expert panel on the identification, evaluation, and treatment of overweight and obesity in adults. The practical guide: identification, evaluation, and treatment of overweight and obesity in adults. National Institutes of Health; National Heart, Lung and Blood Institute; North American Association for the study of obesity; 2000.
12. NHS. Your weight your health: how to take control of your weight. London: National Health Service, Department of Health. Report no. 274537; 2006.
13. Leibel RL, Rosenbaum M, Hirsch J. Changes in energy expenditure resulting from altered body weight. *N Engl J Med* 1995;332:621-28.
14. Gustavsen GW, Rickertsen K. The effects of taxes on purchases of sugar-sweetened carbonated soft drinks: a quantile regression approach. *Appl Econ* 2011;43:707-16.

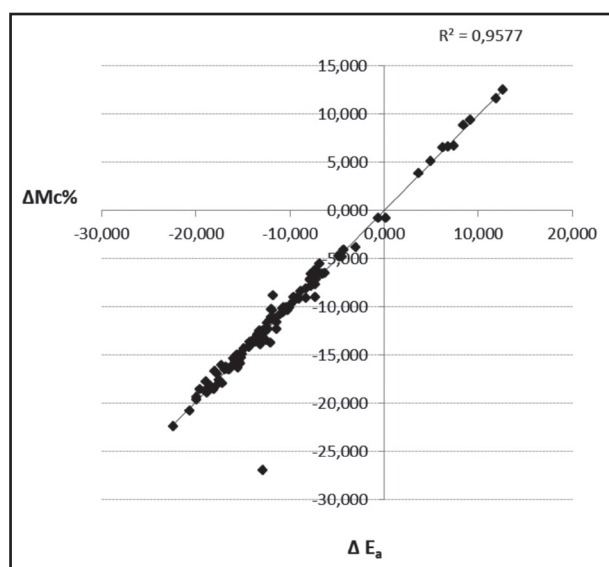


Figure 4.

Correlation between percentage changes of body mass and percentage changes of food energy.

15. Finkelstein EA, Zhen C, Nonnemaker J, Todd JE. Impact of targeted beverage taxes on higher- and lower-income households. *Arch Intern Med* 2010;170:2028-34.
16. Simon P, Jarosz CJ, Kuo T, Fielding JE. Menu labeling as a potential strategy for combating the obesity epidemic: a health impact assessment. Los Angeles: County of Los Angeles Department of Public Health; 2008.
17. Smith TA, Bing-Hwan L, Jong-Ying L. Taxing caloric sweet beverages: potential effects on beverage consumption, calorie intake, and obesity. Washington DC: Economic Research Service, US Department of Agriculture; 2010.
18. Boselli PM. *Biologia-Fisiologia Modellistica della Nutrizione Umana*. Milan: Edi Ermes; 2004.
19. Boselli PM. *Fenomenologia della nutrizione*. Milan: Ed. Cortina; 2011.
20. Alpert SS. Growth, thermogenesis, and hyperphagia. *Am J Clin Nutr* 1990;52:784-92.
21. Hill JO, Peters JC. Environmental contributions to the obesity epidemic. *Science* 1998;280:1371-4.
22. Hill JO, Wyatt HR, Reed GW, Peters JC. Obesity and the environment: where do we go from here? *Science* 2003;299:853-5.
23. Olearo B, Soriano JM, Boselli PM, Micó L. Assessment of body composition, through anthropometric and non-anthropometric methods, of university students from Valencia. *Nutr Hosp* 2014;30:911-8.