



Trabajo Original

The impact of the introduction of a clinical nutrition unit in a hospital: a retrospective observational study

El impacto de la implantación de una unidad de nutrición clínica en un hospital: estudio observacional retrospectivo

Massimo Quarenghi¹, Rosa Maria Turri Quarenghi², Laura Villa³, Valentina Forni Ognà⁴

¹Clinical Nutrition and Dietetics. Department of Internal Medicine. Ente Ospedaliero Cantonale. Ospedale Regionale di Locarno. Locarno, Switzerland. ²Private Medical Office. Locarno, Switzerland. ³Hospital Pharmacy. Institute of Pharmacological Sciences of Southern Switzerland. Ente Ospedaliero Cantonale. Ospedale Regionale di Locarno. Locarno, Switzerland. ⁴Department of Internal Medicine. Service of Nephrology. Ente Ospedaliero Cantonale. Ospedale Regionale di Locarno. Locarno, Switzerland

Abstract

Objectives: the study describes the evolution over the years of the use of artificial nutrition, in particular after the introduction of a dedicated Clinical Nutrition and Dietetic Service.

Methods: a single-center, retrospective observational study performed with data collected from 2014 to 2019 at the Regional Hospital of Locarno, Switzerland.

Results: from 2014 to 2019, there has been an increase in the number of patients identified as being at risk of malnutrition. We observed a reduction in the use of parenteral nutrition in all services, especially after the introduction of the dedicated Clinical Nutrition and Dietetic Service. There would seem to be a switch from enteral to oral nutrition with increased use of oral nutritional supplements.

Conclusions: the introduction of a dedicated Clinical Nutrition and Dietetic Service in the care of patients with nutritional issues would seem to reduce the use of artificial invasive nutrition, despite an increase in the number of patients identified as being at risk of malnutrition.

Keywords:

Malnutrition. Parenteral nutrition. Enteral nutrition. Oral nutritional supplement. Nutritional team.

Resumen

Objetivos: el estudio describe la evolución a lo largo de los años del uso de la nutrición artificial, en particular después de la introducción de un Servicio de Nutrición Clínica y Dietética dedicado.

Métodos: estudio observacional retrospectivo de un solo centro realizado con datos recopilados de 2014 a 2019 en el Hospital Regional de Locarno, Suiza.

Resultados: del 2014 al 2019 ha habido un aumento en el número de pacientes identificados en riesgo de desnutrición. Observamos una reducción en el uso de la nutrición parenteral en todos los servicios, especialmente después de la introducción del Servicio de Nutrición Clínica y Dietética dedicado. Parecería haber un cambio de nutrición enteral a oral con un mayor uso de suplementos nutricionales orales.

Conclusiones: la introducción de un Servicio de Nutrición Clínica y Dietética dedicado a la atención de pacientes con problemas nutricionales parecería reducir el uso de la nutrición artificial invasiva, a pesar del aumento en el número de pacientes identificados con riesgo de desnutrición.

Palabras clave:

Malnutrición. Nutrición parenteral. Nutrición enteral. Suplemento nutricional oral. Equipo nutricional.

Received: 11/01/2022 • Accepted: 29/03/2022

Funding: the authors did not receive any grants from funding agencies in the public, commercial, or not-for-profit sectors for this manuscript.

Conflicts of interest: the authors declare that they have no conflicts of interest.

Author contributions: Massimo Quarenghi: conceptualisation, methodology, draft writing, original draft preparation; Massimo Quarenghi: supervision; Rosamaria Turri Quarenghi, Laura Villa, Valentina Forni Ognà: writing, reviewing, and editing.

Quarenghi M, Turri Quarenghi RM, Villa L, Forni Ognà V. The impact of the introduction of a clinical nutrition unit in a hospital: a retrospective observational study. *Nutr Hosp* 2022;39(5):1101-1105

DOI: <http://dx.doi.org/10.20960/nh.04033>

Correspondence:

Massimo Quarenghi. Section of Clinical Nutrition and Dietetics. Department of Internal Medicine. Ente Ospedaliero Cantonale (EOC). Ospedale Regionale di Locarno. Via all'Ospedale, 1. 6600 Locarno, Switzerland
e-mail: massimo.quarenghi@eoc.ch

BACKGROUND

A balanced diet has been proved to improve people's current and future health (1,2). Correct dietary intakes become even more important during diseases and consequently during hospitalisations (3,4). The prevalence of patients at risk of malnutrition can reach up to 50 % in the hospital setting; these patients should be first identified and then treated (5,6).

When faced with a patient at risk of malnutrition, or malnourished, or who cannot adequately cover energy/protein needs, physicians should evaluate the best intake and, if necessary, introduce artificial nutrition (7,8).

Previous studies have found that invasive (enteral or parenteral) artificial nutritional therapies were not always indicated or correctly prescribed (5,9). This has a negative impact at the level of both increased iatrogenic complications and costs (10). Continued re-evaluation of the adequacy of invasive therapies is also supported by the global campaign Choose Wisely, even though there are no strong recommendations in this specific field (11).

In the literature, the few data available, with weak evidence, would seem to reveal a favourable impact of the introduction of a dedicated Clinical Nutrition and Dietetic Service on the use of artificial nutrition considering all services of a hospital (12).

In this study, we illustrate how nutritional therapy has changed within our hospital after the introduction of a dedicated Clinical Nutrition Team, as a point of reflection for new research in this regard.

METHODS

STUDY DESIGN AND PARTICIPANTS

The single-centre, retrospective, observational study took place at the Regional Hospital of Locarno, Switzerland. This public hospital is equipped with services for Intensive Care, Internal Medicine, General and Trauma Surgery, Gynaecology, Obstetrics, and Paediatrics.

The study descriptively describes the evolution of nutritional therapy from 2014 to 2019.

Since mid-2017, the hospital has been equipped with a Clinical Nutrition and Dietetic department supporting physicians in the management of patients with nutritional issues, including malnourished patients and patients forced to fast after surgery. This support is to be considered a non-binding consultation for clinicians, who remain in charge of patient care in full decision-making and therapeutic autonomy.

DATA SOURCE

The data reported, such as the total number of patients and the proportions of malnutrition diagnoses, were provided by the Finance and Controlling Service of the hospital. These data are regularly provided to the managers of the Clinical Nutrition and Dietetic Service to monitor their progress. The diagnosis of malnutrition is reported in the patient's exit letter, thus encoded

at the end of the hospital stay, according to the SWISS-DRG rules (13). Data concerning the products used for artificial nutrition were provided by the hospital pharmacy. We report the volume of products used for enteral nutrition and the total number of bottles of oral nutritional supplements (ONS). Data on the amount of maltodextrin or protein powder used in the kitchen for the enrichment of the basic diet are not available.

NUTRITIONAL TEAM

In the years preceding the introduction of the Clinical Nutrition and Dietetic Service, the hospital had a dietary service composed of 2.7 units of dietitians, who were called in case of need by physicians.

From 01JUN2017 a real Clinical Nutrition and Dietetic Service was created, composed of a medical unit (a doctor) at the head of the team and dietitians. The aim was to improve the management of malnourished patients and improve nutritional counselling in general.

With the introduction of the Clinical Nutrition and Dietetic Service, the application of malnutrition screening tools improved by using the Nutritional Risk Screening (NRS-2002), a tool recognised by the European Society for Clinical Nutrition and Metabolism (ESPEN) (4,14). Before 2017 the NRS-2012 was carried out in paper format, while with the introduction of the Clinical Nutrition and Dietetic Service it was integrated into the computerised and semi-automated medical record. In contrast, the elaboration process remained unchanged: the first part is carried out by nurses, the second part by physicians.

In practice, the three questions and parameters (weight and height) measured and/or asked when not obtained by the screening tools were made mandatory and have become an integral part of the compulsory admission nursing history. With this device we were able to apply screening systematically in the first 24-48 hours to all patients who are hospitalized.

If any of the four items resulted pathological, a red *alert* would appear in the patient's diagnosis list. The patient's physician, by activating the alert message, could gain access to the second part of the screening procedure. If the score exceeded three points, the patient was deemed to be "at risk of malnutrition", directly starting a request of consultation by the Clinical Nutrition and Dietetic Service.

In addition, the Clinical Nutrition and Dietetic Service provided training sessions for physicians and nurses, in addition to the usual bedside teaching during consultations.

RESULTS

The number of patients who were treated by the hospital remained more or less constant from 2014 to 2019: on average 7,544 pts/year (CI, 7,364-7,735) (Table I). The percentage of patients with a malnutrition diagnosis reported in the exit letter increased over the years from 1.6 % (117 patients) in 2014 to 9.2 % (703 patients) in 2019 (+ 501 %). The greatest increase

occurred after 2017: + 2.35 % from 2015 to 2016, + 3.4 % in 2017, + 5.5 % in 2018, + 9.2 % in 2019, respectively. There was a net increase, in fact a doubling, in annual consultations starting from 2017, the year following the introduction of the Clinical Nutrition and Dietetic Service (from about 1,666/year in 2016 to 3,212/year in 2019) (Table I).

Table II shows the details about the artificial nutrition used. The amount of total parenteral and enteral artificial nutrition used decreased steadily from 3,660,250 ml in 2014 to 1,560,750 ml in 2019 (- 57 %) (Table II and Figs. 1 and 2).

The volume of parenteral nutrition used steadily decreased from a maximum of 1,981,250 ml in 2014 to a minimum of 488,750 ml in 2019 (- 75 %). The reduction started already in 2015, but since 2017 there was a net decrease in the prescription of parenteral nutrition in the Internal Medicine and Inten-

sive Care departments. In Internal Medicine, the average annual utilisation dropped by 44 % after the introduction of the Clinical Nutrition and Dietetic Service. For Intensive Care, we observed a 75.5 % decline. The same trend was observed also in other departments (gynaecology, haemodialysis).

The Surgery Department had a steady reduction over the years. However, the largest drop started from the second half of 2017, where it changed from 456,250 ml to 93,750 ml (Table II and Fig. 3).

Enteral nutrition consumption tended to rise in the two-year period 2014-2016, then fluctuated and finally collapsed in 2019. Between 2014 and 2019, we observed a reduction in enteral nutrition by 36 % (from 1,679,000 ml to 1,072,000 ml). The use of ONS remained more or less constant until 2018, when there was a sudden increase (+ 80 %) (Table II).

Table I. Number of patients identified as malnourished and nutritional consultations

	2014	2015	2016	2017	2018	2019
Patients hospitalized per year (n)	7419	7735	7524	7611	7366	7611
Malnourished patients (n)	117	178	183	262	407	703
Malnourished patients (%)	1.6 %	2.3 %	2.4 %	3.4 %	5.5 %	9.2 %
Total nutritional consultations (n)	n.a.	n.a.	1666	1650	2617	3212

Table II. Consumption of artificial nutrition

	2014	2015	2016	2017	2018	2019
Parenteral Nutrition (ml/year)	1,981,250	1,694,375	1,184,375	776,875	605,625	488,750
Enteral Nutrition (ml/year)	1,679,000	1,739,500	1,925,500	1,618,000	1,714,000	1,072,000
ONS (bottles)	5,392	3,868	3,782	5,004	4,271	7,702
Parenteral nutrition by department						
Surgery (ml)	748,375	726,250	445,625	550,000	343,750	225,625
Internal medicine (ml)	460,000	333,125	449,375	106,875	140,625	168,750
ICU (ml)	561,250	458,750	261,875	90,000	131,250	78,125
Other departments (ml)	211,625	176,250	27,500	30,000	-10,000*	16,250
Paranteral nutrition by department and semester						
Surgery 1 st semester (ml)	n.a.	n.a.	n.a.	456,250	234,375	98,125
Surgery 2 nd semester (ml)	n.a.	n.a.	n.a.	93,750	109,375	127,500
Internal medicine 1 st semester (ml)	n.a.	n.a.	n.a.	44,375	58,125	131,250
Internal medicine 2 nd semester (ml)	n.a.	n.a.	n.a.	62,500	82,500	37,500
ICU 1 st semester (ml)	n.a.	n.a.	n.a.	78,750	37,500	26,250
ICU 2 nd semester(ml)	n.a.	n.a.	n.a.	11,250	93,750	51,875

ONS: oral nutritional supplement(s); n.a: not available; ICU: intensive care unit.

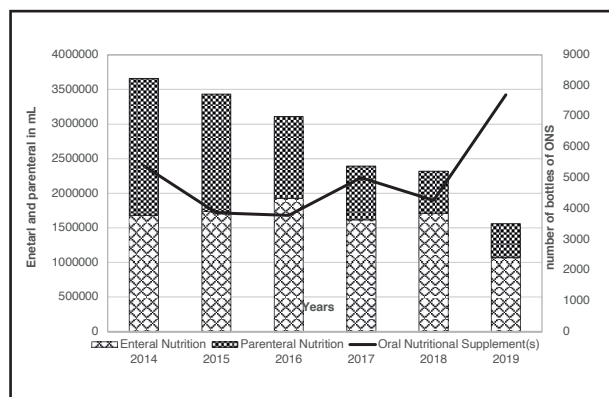


Figure 1.
Evolution of artificial nutrition over the years.

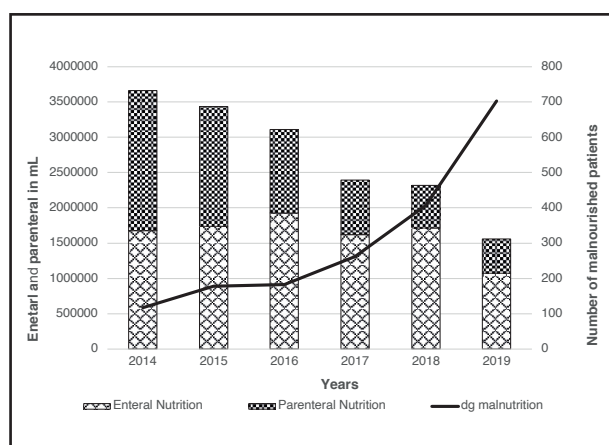


Figure 2.
Evolution of artificial nutrition (parenteral and enteral) over the years in relation to the number of malnourished patients.

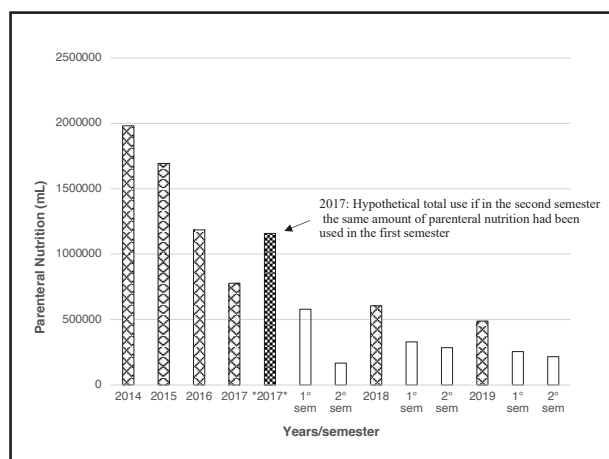


Figure 3.
Evolution of parenteral nutrition over the years, divided by semester after 2017 (introduction of the Clinical Nutrition and Dietetic Service mid-2017).

DISCUSSION

Over the years, we witnessed the introduction of a Clinical Nutrition and Dietetic Service in many hospitals, to help manage the problems related to nutrition. In certain countries, the creation of Clinical Nutrition and Dietetic Services is imposed by the legislation (15). This is because its efficacy and usefulness are increasingly supported by the literature, although data are often limited to specific departments and do not consider the whole hospital reality (16). As malnutrition is a very frequent problem in hospitalized patients and is associated with an increase in morbidity-mortality, its recognition and treatment are essential (7). The updated systematic review and meta-analysis of Gomes F et al. clearly demonstrates that the treatment of these patients improves their prognosis (17).

Our analysis demonstrates that with the introduction of the Clinical Nutrition and Dietetic Service the number of patients identified as being malnourished increased significantly. The integration of the nutritional risk screening in the computerised medical record certainly helped improve the process of screening. This certainly played a role, but it is not the only one, since we observed some differences between services, with the largest improved in the identification of malnourished patients in the Internal Medicine service. Since the screening tool was the same in all services, the hypothesis is that internists has first integrated the importance and usefulness of recognising and taking care of the patient at risk of malnutrition, after the various trainings in this regard, as compared to surgeons and physicians of other specialities. We must note that unfortunately there is still a “long and winding road” to go until malnutrition is identified in every inpatient. The increase in the number of patients recognised as having a nutritional problem led to a net increase in the consultations performed.

The impact of the Clinical Nutrition and Dietetic Service on the use of artificial nutrition is not well understood and described in the literature. Previous studies have focused on assessing the appropriateness of prescriptions for artificial nutrition, mainly parenteral nutrition, with prescription inadequacy up to a rate of 37 % of cases (5,18). Other studies have focused on the potential for economic savings achieved by both reducing the use of artificial nutrition and reducing the morbidity of patients at risk of malnutrition with an appropriate treatment (5,19,20).

In our retrospective analysis, we observed a decrease in parenteral nutrition over the years (Fig. 1), a decrease that occurred indistinctly in all services. The decline in Internal Medicine and Intensive Care Unit was clearly accentuated starting from 2017, the year of introduction of the Clinical Nutrition and Dietetic Service.

We can only speculate that the decline in parenteral use is the result of a more individualised patient care and optimisation in the use of less invasive nutritional strategies (enrichment of the basic diet, ONS, enteral nutrition). Indeed, in 2019, that is, after 1.5 years from the introduction of the Clinical Nutrition and Dietetic Service, we observed a net decrease in invasive nutrition in favour of ONS. These are pre-packaged industrial oral sup-

plements that the Nutritional Team often propose to accompany individualised diet regimens: supplementation of the regimen chosen for the patient's profile, adapted to the desired consistency and directly integrated in the kitchen with maltodextrin and/or proteins. The 2020 year analysis would have definitely been useful and would have allowed, 3 years after the introduction of the Clinical Nutrition Service, to confirm the trend detected. Unfortunately, with the arrival of the COVID-19 pandemic, the Hospital of Locarno has become a COVID centre and therefore the data are no longer comparable, as the patient case series has completely changed (21).

The net increase in consultations was achieved with an only modest increase in human resources (physician employed at 50 %). Therefore, even from a financial perspective, the Clinical Nutrition Service allows direct financial savings with less product purchase and indirect savings, as demonstrated in previous studies, reducing both iatrogenic complications related to invasive artificial nutrition and lowering the costs generated by the correct treatment of malnourished patients, who present fewer complications (5, 17, 18). Furthermore, the investment for the creation of the Clinical Nutrition Service is often relatively modest, as in most hospitals dietitians are already staff members and should only be re-inserted into a multidisciplinary clinical unit. Integration which, as our case teaches, can take place without conflicts.

Last but not least, indirectly, the improvement in the report in the outgoing letter of the malnutrition diagnosis can translate into increased hospital repayment for hospitalization.

We are aware of the weakness inherent to the retrospective study design: we cannot indeed not demonstrate that the observed changes traduce in improved patient care/prognosis.

We also recognise that other factors occurred in the long time lapse of six years may have influenced the reported results. In order to increase the authoritativeness of the results, we would need future study protocols with strong clinical endpoints, such as morbidity and mortality, endpoint with impact on DRG.

By supporting the Choose Wisely campaign, in light of the possibility of decreasing invasive nutrition without apparently negative repercussions, we hope that other physicians will join the campaign of continued reevaluation of inappropriate or potentially harmful medical practices.

CONCLUSIONS

The introduction of a dedicated Clinical Nutrition and Dietetic Service helped increase the detection of patients at risk of malnutrition and led to a change in the use of artificial nutrition in favour of an oral, less invasive nutritional therapy.

REFERENCES

- World Cancer Research Fund/American Institute for Cancer Research Diet, Nutrition, Physical Activity and Cancer. A Global Perspective. Continuous Update Project Expert Report; Washington DC: AICR; 2018 [accessed on 16.10.2020]. Available from: dietandcancerreport.org.
- World Health Organization. A healthy diet sustainably produced: information sheet. WHO; 2018 [accessed on 03.11.2020]. Available from: www.who.int/publications/item/WHO-NMH-NHD-18.12
- Mueller C, Compher C, Ellen DM; American Society for Parenteral and Enteral Nutrition (A.S.P.E.N.) Board of Directors. A.S.P.E.N. clinical guidelines: Nutrition screening, assessment, and intervention in adults. *JPEN J Parenter Enteral Nutr* 2011;35(1):16-24. DOI: 10.1177/0148607110389335
- Kondrup J, Allison SP, Elia M, Vellas B, Plauth M; Educational and Clinical Practice Committee, European Society of Parenteral and Enteral Nutrition (ESPEN). ESPEN guidelines for nutrition screening 2002. *Clin Nutr* 2003;22(4):415-21. DOI: 10.1016/s0261-5614(03)00098-0
- Martin K, DeLegge M, Nichols M, Chapman E, Sollid R, Grych C. Assessing appropriate parenteral nutrition ordering practices in tertiary care medical centers. *JPEN J Parenter Enteral Nutr* 2011;35(1):122-30. DOI: 10.1177/0148607110362992
- Hersberger L, Bargetzi L, Bargetzi A, Tribolet P, Fehr R, Baechli V, et al. Nutritional risk screening (NRS 2002) is a strong and modifiable predictor risk score for short-term and long-term clinical outcomes: secondary analysis of a prospective randomised trial. *Clin Nutr* 2020;39(9):2720-9. DOI: 10.1016/j.clnu.2019.11.041
- Gomes F, Schuetz P, Bounoure L, Austin P, Ballesteros-Pomar M, Cederholm T, et al. ESPEN guidelines on nutritional support for polymorbid internal medicine patients. *Clin Nutr* 2018;37(1):336-53. DOI: 10.1016/j.clnu.2017.06.025
- Weimann A, Braga M, Carli F, Higashiguchi T, Hübner M, Klek S, et al. ESPEN guideline: Clinical nutrition in surgery. *Clin Nutr* 2017;36(3):623-50. DOI: 10.1016/j.clnu.2017.02.013
- Saalwachter AR, Evans HL, Willcutts KF, O'Donnell KB, Radigan AE, McElearney ST, et al. A nutrition support team led by general surgeons decreases inappropriate use of total parenteral nutrition on a surgical service. *Am Surg* 2004;70(12):1107-11.
- Kennedy JF, Nightingale JM. Cost savings of an adult hospital nutrition support team. *Nutrition* 2005;21(11-12):1127-33. DOI: 10.1016/j.nut.2005.08.002
- Society of American Gastrointestinal and Endoscopic Surgeons. Choosing Wisely: an initiative of the ABIM Foundation. SAGES; 2013 [accessed on 03.11.2020]. Available from: www.choosingwisely.org
- Mistiaen P, Van den Heede K. Nutrition Support Teams: A Systematic Review. *JPEN J Parenter Enteral Nutr* 2020;44(6):1004-20. DOI: 10.1002/jpen.1811
- SwissDRG SA. Available from: www.swissdrg.org/it
- Kondrup J, Rasmussen HH, Hamberg O, Stanga Z; Ad Hoc ESPEN Working Group. Nutritional risk screening (NRS 2002): a new method based on an analysis of controlled clinical trials. *Clin Nutr* 2003;22(3):321-36. DOI: 10.1016/s0261-5614(02)00214-5
- Shin BC, Chun IA, Ryu SY, Oh JE, Choi PK, Kang HG. Association between indication for therapy by nutrition support team and nutritional status. *Medicine (Baltimore)* 2018;97(52):e13932. DOI: 10.1097/MD.00000000000013932
- Jo HJ, Shin DB, Koo BK, Ko ES, Yeo HJ, Cho WH. The impact of multidisciplinary nutritional team involvement on nutritional care and outcomes in a medical intensive care unit. *Eur J Clin Nutr* 2017;71(11):1360-2. DOI: 10.1038/ejcn.2017.108
- Gomes F, Baumgartner A, Bounoure L, Bally M, Deutz NE, Greenwald JL, et al. Association of Nutritional Support With Clinical Outcomes Among Medical Inpatients Who Are Malnourished or at Nutritional Risk: An Updated Systematic Review and Meta-analysis. *JAMA Netw Open* 2019;2(11):e1915138. DOI: 10.1001/jamanetworkopen.2019.15138
- Stidham MA, Douglas JW. Nutrition Support Team Oversight and Appropriateness of Parenteral Nutrition in Hospitalized Adults: A Systematic Review. *JPEN J Parenter Enteral Nutr* 2020;44(8):1447-60. DOI: 10.1002/jpen.1864
- Schuetz P, Sulo S, Walzer S, Vollmer L, Stanga Z, Gomes F, et al. Economic evaluation of individualized nutritional support in medical inpatients: Secondary analysis of the EFFORT trial. *Clin Nutr* 2020;39(11):3361-8. DOI: 10.1016/j.clnu.2020.02.023
- Zhong Y, Cohen JT, Goates S, Luo M, Nelson J, Neumann PJ. The Cost-Effectiveness of Oral Nutrition Supplementation for Malnourished Older Hospital Patients. *Appl Health Econ Health Policy* 2017;15(1):75-83. DOI: 10.1007/s40258-016-0269-7
- Turri Quarenghi R, Bertolotti D, Gavazzoni M, Ossola N, Quarenghi M. The reorganisation of nutritional assessment and care in a hospital that became a COVID centre during the COVID-19 pandemic. *Clin Nutr ESPEN* 2021;46:142-6. DOI: 10.1016/j.clnesp.2021.09.725